

TALLINN

FACTS AND FIGURES

2016

TALLINN — BUSINESS CENTER OF ESTONIA



1	REPUBLIC OF ESTONIA
2	TALLINN
5	LABOUR MARKET
6	ECONOMY
10	COMMUNICATIONS AND INFORMATION TECHNOLOGY
16	FINANCE
18	BUSINESS
26	TOURISM
31	FOREIGN TRADE
34	HOUSING AND COMMERCIAL REAL ESTATE
37	TRANSPORT
41	HEALTH CARE
43	EDUCATION
45	CULTURE AND SPORTS
48	ENVIRONMENT
50	ADMINISTRATION AND BUDGET

Published by: Tallinn City Enterprise Department

Design: Disainikorp

Photos: Rait Agurajuja, Kaupo Kalda, Aivo Kallas, Kaupo Kikkas, Karel Korp, Lembit Michelson, Sven Soome

Print: Aktaprint

Translation into English: Juta Ristsoo

Published in June 2016

REPUBLIC OF ESTONIA

Area	45.339 km ²
Climate	Average temperature in July +16.1°C (2015) Average temperature in February +0.7 °C (2016)
Population	1,311,759 (01.01.2016)
Time zone	GMT +2 in winter GMT +3 in summer
Language	Estonian
Currency	euro (€)

As of March 29, 2004, Estonia is a member of NATO.

As of May 1, 2004, Estonia is a member state of the European Union.

As of December 21, 2007, Estonia belongs to the Schengen Area.

As of 9 December 2010, Estonia is an OECD member.

In 2017, Estonia will take over the Presidency of the Council of the European Union

In 2018, the Republic of Estonia will be 100 years old.





TALLINN

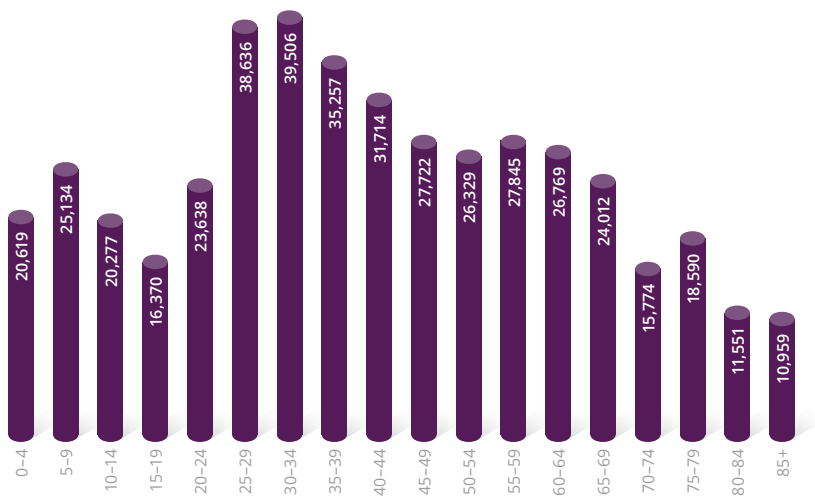
Tallinn, the famous Hanseatic town, received its town rights in 1248.
Tallinn Old Town is included on the UNESCO World Heritage List.
Tallinn, a city of 440,702, is the political and financial capital of Estonia.

Geographic indicators

Location	59° 26´ N latitude and 24° 46´ E longitude
Area	159.31 km ²
Islands	Aegna (3.01 km ²)
Lakes	Harku (1.7 km ²) and Ülemiste (9.4 km ²)
Sea coast	49 km
Land border	58 km

Tallinn is comprised of eight city districts,
with a population of **440,702** (as of 1 May 2016).
Population density **2,766** people per km².

Breakdown of Tallinn's population by age (as of 1 May 2016)



Source: Population Register

Tallinn's ethnic composition (as of 1 May 2016)

53.3% Estonians 234,864

37.9% Russians 166,831

3.4% Ukrainians 15,063

1.7% Belarusians 7,681

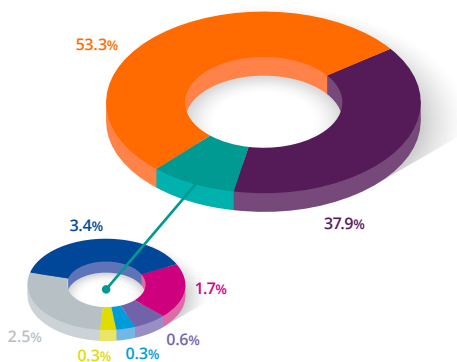
0.6% Finns 2,698

0.3% Jews 1,471

0.3% Tatars 1,301

2.5% Others 10,793

Total 440,702



Source: Population Register

Land ownership in the City of Tallinn (as of 1 January 2016)

	Area (ha)	Percentage of city's area
Private land	5,811.7	36.7%
Municipal land	4,916.1	31.1%
State land	2,309.8	14.6%
Unreformed land	2,789.5	17.6%
Total	15,827.1	100%

Source: Land Board



Tallinn's membership in international organisations (2016)

HANSA	Hanseatic Movement
UBC	Union of Baltic Cities
EUROCITIES	Network of major European cities
UCEU	The Union of Capitals of the European Union
ECM	European Cities Marketing
ECAD	European Cities Against Drugs
ICA	International Council of Archives
ICF	Intelligent Community Forum
LUCI	The Lighting Urban Community International
INTA	International Network for Urban Development
ASCE	Association of Significant Cemeteries in Europe
Baltic Metropoles	Cooperation network of the metropolises in the Baltic Sea Region
POLIS	European Cities and Regions Networking for New Transport Solutions
Strasbourggi klubi	Informal association of the mayors of Europe's large cities and regional centres
EACTV	European Association of City Televisions

Tallinn has cooperative relationships with 26 cities around the world

Annapolis (USA)	Kiel (Germany)	Riga (Latvia)
Berlin (Germany)	Kiev (Ukraine)	Schwerin (Germany)
Chengdu (China)	Kotka (Finland)	Skopje (Macedonia)
Dartford (United Kingdom)	Malmö (Sweden)	Stockholm (Sweden)
Florence (Italy)	Moscow (Russia)	St. Petersburg (Russia)
Gent (Belgium)	Newcastle/Gateshead	Turku (Finland)
Groningen (The Netherlands) (United Kingdom)		Venice (Italy)
Hangzhou (China)	Odessa (Ukraine)	Vienna (Austria)
Helsinki (Finland)	Beijing (China)	Vilnius (Lithuania)

LABOUR MARKET

Economic status of Tallinn residents aged 15 to 74 (2015)

Economically active population (labour force), incl.	238,900
Employed	225,900
Unemployed	12,900
Economically inactive population	75,700
Labour force participation rate (%)	75.9%
Employment rate (%)	71.8%
Unemployment rate (%)	5.4%

Source: Statistics Estonia, Estonian Labour Force Survey

Employed people in Tallinn by field of activity (2015)

Field of activity	No. employed (thousands)	percentage
Wholesaling and retailing; repair of motor vehicles and motorcycles	37.1	14.6%
Processing industry	32.2	12.6%
Information and communications	21.5	8.4%
Construction	21.0	8.2%
Transport and warehousing	20.1	7.9%
Public administration and national defence; statutory social insurance	18.3	7.2%
Education	17.7	6.9%
Professional, scientific and technological activities	16.4	6.4%
Health care and social welfare	15.4	6.0%
Lodgings and catering	13.2	5.2%
Administrative and support activities	11.1	4.4%
Financial and insurance activities	7.7	3.0%
Art, entertainment and leisure	7.4	2.9%
Real estate activities	5.1	2.0%
Electricity, gas and steam and conditioned air supply	2.4	1.0%
Other fields of activity	8.3	3.3%
Total	254.9	100%

Source: Statistics Estonia, Estonian Labour Force Survey

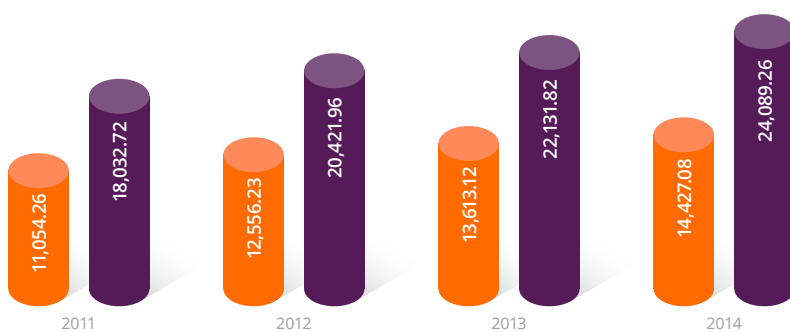
The online portal [Work in Estonia](http://www.workinestonia.com) (www.workinestonia.com) help companies hire foreign experts, introduces Estonia and the local career opportunities, and helps foreign talent move to Estonia. The portal provides information to foreigners interested in working in Estonia as well as companies operating in Estonia who wish to find new members for their teams from other countries. The website provides instructions on how to relocate to Estonia, information about the living environment, as well as sample job ads and marketing materials to help companies recruit foreigners.

ECONOMY

ECONOMIC GROWTH

In 2015, Estonia's gross domestic product (GDP) was € 19.96 billion at current prices, 51.9% of which was comprised of Tallinn's GDP.

Per capita GDP (€)



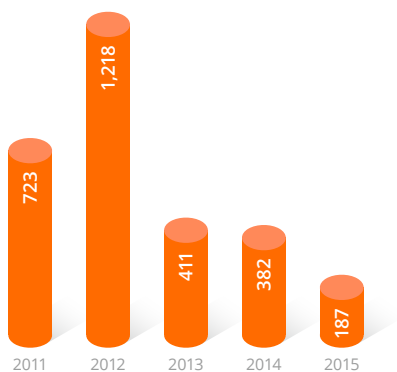
● In Tallinn ● Total in Estonia

Source: Statistics Estonia

FOREIGN INVESTMENTS

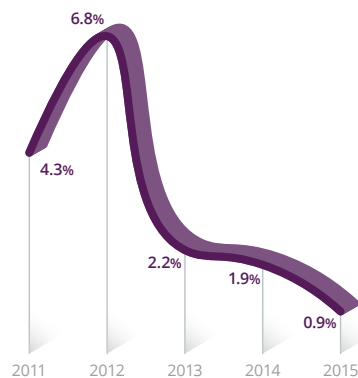
By the end of 2015, the direct foreign investments made in Estonia totalled € 17.4 billion. At the end of 2015, the direct foreign investments made in Estonia totalled € 13,244 per capita.

Direct foreign investments made in Estonia (mln €)



Source: Bank of Estonia

Inflow of direct investments into Estonia (% of GDP)



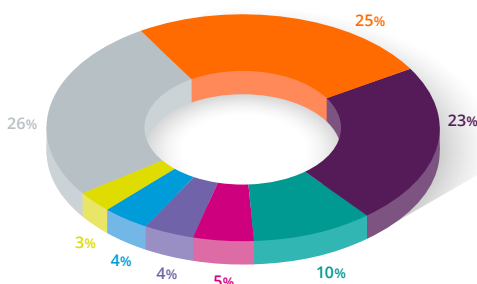
Source: Bank of Estonia



Distribution of direct investments made in Estonia

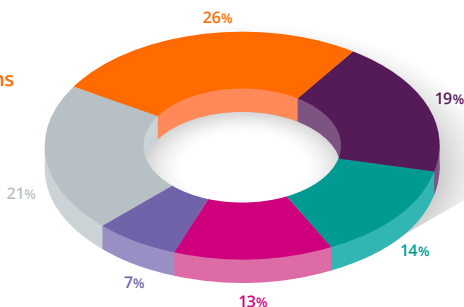
By country

- 25% Sweden
- 23% Finland
- 10% Netherlands
- 5% Russia
- 4% Norway
- 4% Cyprus
- 3% Lithuania
- 26% Other countries



By field of activity

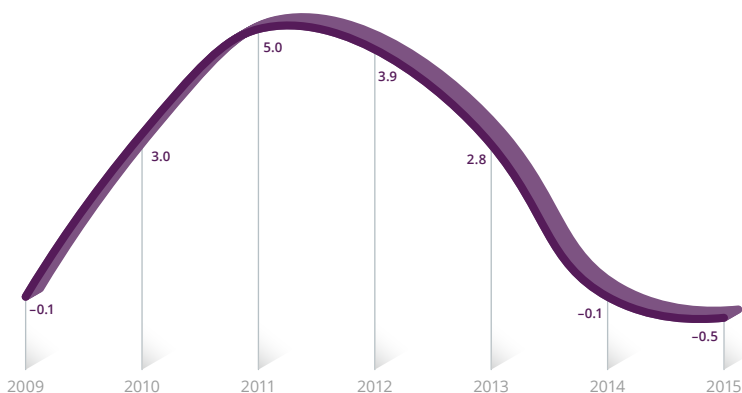
- 26% Finance and insurance operations
- 19% Real estate activities
- 14% Retailing and wholesaling
- 13% Processing industry
- 7% Professional, research and technical activities
- 21% Other



STANDARD OF LIVING

Estonia places **30th** among 188 countries in the international Human Development Index compiled by the United Nations. The index considers the population's educational level, life span, level of economic development, etc. In one year, Estonia's ranking improved by three places.

Consumer Price Index (%)



Source: Statistics Estonia

Main socioeconomic indicators of Tallinn's population (€)

Average gross wages (2015)	1,208.00
Average monthly old-age pension (2015)	384.22
Monthly subsistence minimum (2016)	130.00
Weekly food basket for four-member family (Q 1 2016)	68.16
Minimum monthly wage (2016)	430.00

Sources: Statistics Estonia, Estonian National Social Insurance Board, Estonian Institute of Economic Research

COMPETITIVENESS

- In the Global Competitiveness Report compiled by the World Economic Forum, Estonia ranks **30th** of 140 countries. The rating characterises a country's ability to ensure sustainable economic growth in the medium term. And it is based on information that characterises a country's level of development depending on whether the development is based on resources, technology or innovation.
- Transparency International's Corruption Perceptions Index – in December 2015, Estonia placed **26th** among the 168 countries in the ranking. The country in first place has the least corruption. Estonia maintained its position from 2014.

Estonia is considered to be the country with the highest percentage of start-ups per capita. People here like quoting a 2012 Wall Street Journal piece that said Estonia was "producing more startups per capita than any country in Europe."

"Few factors get us as excited as Estonian founders,"

Marc Andreessen, the Silicon Valley venture capital guru, tweeted recently after his company led a \$58 million funding round for TransferWise, the international money transfer company started by two Estonians.

- According to the 2016 Index of Economic Freedom compiled by the Heritage Foundation, Estonia ranks 9th among 178 countries in the world and 3rd among 44 European countries. The evaluation is based on trade policy, government intervention, financial policy, the relative importance of the black market in the economy, etc.
- In the 2015 Bertelsmann Transformation Index (BTI), Estonia is assigned 2nd place among 129 countries. The Index characterises the development of the market economy and democracy in the given country based on the speed and efficiency of the reforms related to these developments.

According to Richard Branson /virgin.com/:

Tallinn regularly tops the list as one of the most intelligent cities according to the Intelligent Community Forum. After all, it is the city that gave us Skype. But it isn't just start-ups and kooky entrepreneurs that the city uses tech for. It's everywhere.

- Freedom House ranked Estonia **second** in the world after Iceland for Internet freedom. The report compared the Internet freedom trends in 65 countries based on 21 indicators.
- Estonia maintained its high freedom of the press index among 199 countries, again sharing 16th place in the report issued by Freedom House in 2015.

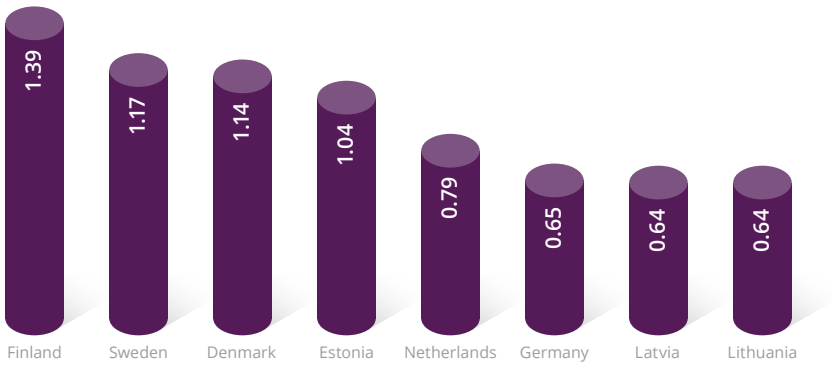
Tim Draper is the a founding partner of the VC firm Draper Fisher Jurvetson has said, "I love Estonians. They're crazy!"

Draper said in a talk at the Global Mobile Internet Conference in San Francisco that three other countries are creating the right climate for businesses: Singapore, South Korea, and Estonia.

COMMUNICATIONS AND INFORMATION TECHNOLOGY

- According to the World Economic Forum International Technology Index Estonia ranked **22nd** among 143 countries. This is based on the level of IT use for the promotion of the country's economy.

Mobile phone service end-consumer density per capita (July 2015)



Source: European Commission's Digital Agenda Scoreboard 2015

Free Wi-Fi is widespread in the urban areas, particularly, the capital Tallinn, which has been included among the **top ten** cities around the world for Wi-Fi convenience.

European Digital City Index 2015: **20th** among 35 European countries. Key features:

- The government's strong commitment to foster digitalization in the city.
- Ease of setting up a new company.
- Ease of becoming an e-citizen and accessing a number of online services (medical history check, traffic offences, etc.).
- Low cost of IT talent: quite a few startups prefer to be headquartered in cities with strategic access to markets, such as London, but to maintain their development team in Tallinn.
- Fixed broadband prices are among the lowest in Europe.
- Free Wi-Fi is almost universal in Tallinn's cafes.

- **100%** of the schools and government organisations have broadband connections.
- **88%** of homes have a broadband connection.
- **80%** of the population has a computer at home.
- 3G and 4G networks are available **everywhere**.
- Ranked **no. 2** in Internet Freedom for 2015.

Estonia became a space nation in 2013.

On 7 May 2013 at 5:06 am, a VEGA 02 launcher rocket owned by the European Space Agency (ESA) took off from the Space Centre near Kourou, a small town in French Guiana in South America, carrying Estonia's first satellite – ESTCube-1 – into an orbit at an altitude of 600 km. Thus, **Estonia became the 41st** country in the world with a man-made object orbiting in space that is registered in the corresponding UN register.

- The main role of the **Estonian Space Office** is to coordinate the communications of Estonian companies and scientific institutions with organisations in the space field, primarily the European Space Agency (ESA). Among other things, the Space Office advises Estonian companies in regard to ESA projects, participates in the work of the ESA's administrative bodies and promotes all manner of cooperation involving Estonian companies, scientific institutions and the ESA.
- Estonia lacks a space industry in the direct sense, but there are sufficient companies capable of participating in **space-related projects**.
- The **Digital-5** cooperation network was founded in December 2014 by Great Britain, Estonia, Israel, South Korea and New Zealand and is open to other countries.
- Estonia is in a **leading position** in the world in the development and promotion of information society. This is based on the implementation of existing and new technologies, a process that has been lead by the public sector. The great level of activity in the utilization of e-solutions and services is unique to Estonia.
- **e-Estonia Showroom** (www.e-estonia.com/e-estonia-showroom). The purpose of the showroom is to showcase the nation's ICT solutions all in one facility, to illustrate their usage possibilities both in private and public sector and to provide visitors with hands-on examples of what they are and how they work. The centre is an environment for introducing information and telecommunication technologies in Estonia and on an international scale. It promotes the cooperation between the members in the field of participation in ICT solution product development and joint procurements. The E-Estonia Showroom is one of the main forces standing behind increasing the marketing and sales capability of the Estonian ICT companies at the international level. Since opening its doors in 2009, the showroom has hosted everyone from presidents and ministers to CEOs and journalists – essentially anyone who has needed a better understanding of the technology being developed and used.



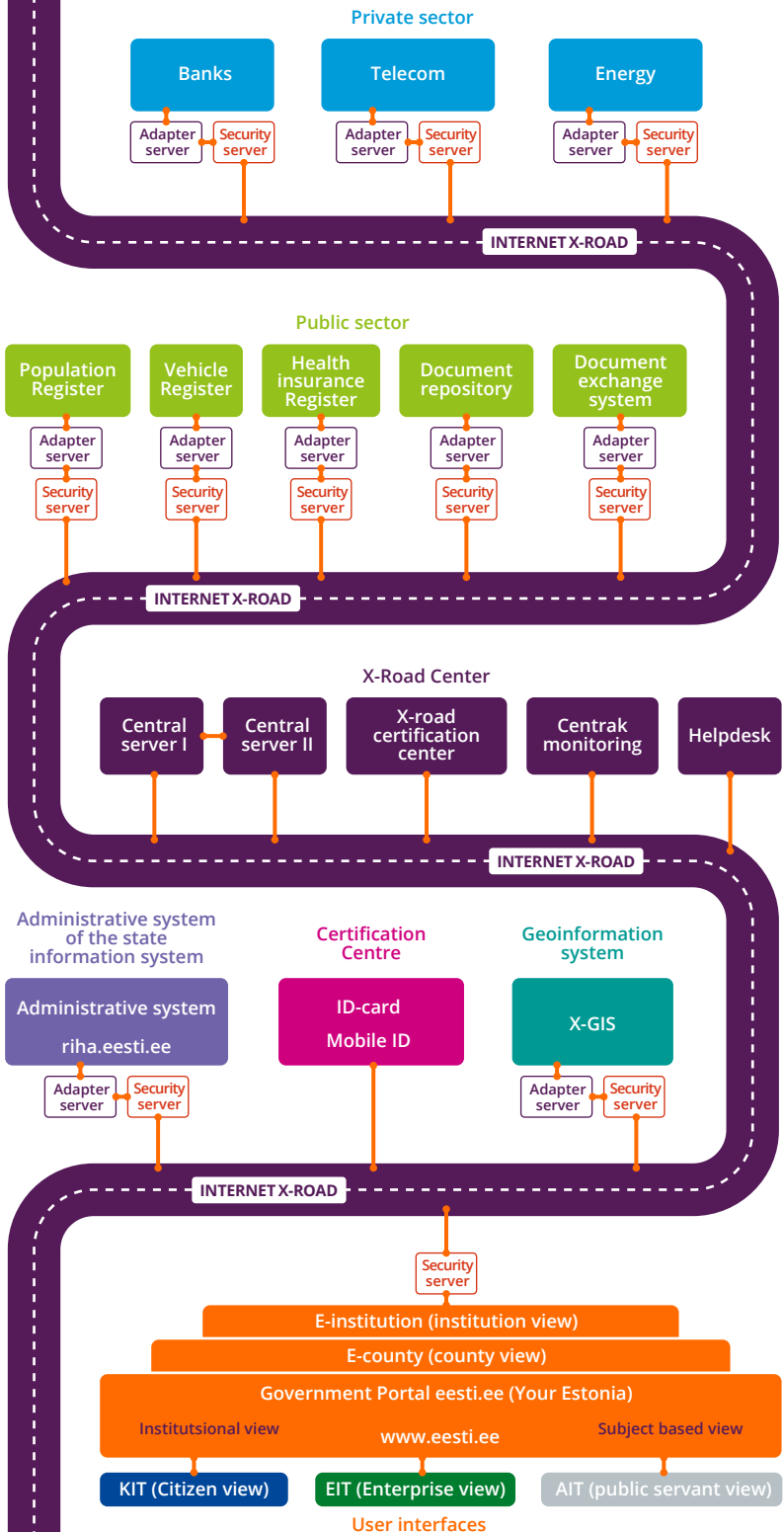
FACTS

- Over 94% of the Estonian population uses ID cards.
- 99.9% of bank transfers are executed electronically and, in 2016, 98% of income tax returns were submitted electronically.
- The NATO Cooperative Cyber Defence Centre of Excellence is located in Estonia.
- The headquarters of the European IT Agency (the so-called Schengen visa area information system) is located in Tallinn.
- 66% of the population participated in the 2012 census electronically.
- As of 11 May 2016, more than 287,570,055 digital signatures have been given in Estonia.
- During the 2015 parliamentary election, Estonian citizens from 116 different countries cast their vote online: 30.5% of all voters were e-voters, and the percentage of voters who used Mobile-ID was 12.2%.

DEVELOPMENTS

- Estonia's **ICT developments** are all available on one website: www.e-estonia.com.
- **X-Road** (www.x-road.eu) is an interoperability means of exchanging data online between various organisations. The solution has a high technical security level and protocol (communicative language) for exchanging standardised data. Thanks to X-Road, various information systems can communicate in real time and when using the relevant data, can optimise their business processes. Thus, citizens or companies do not have to request data on paper from one organisation (certificates, permits, licenses, etc.) and then forward this same data to another organisation. The organisations exchange the necessary data themselves and thus the administrative workload can be considerably reduced both inside the country as well as internationally. X-Road is a technical and organisational environment that enables data to be safely exchanged between the state's information systems.

Structure of the Estonian e-state (X-Road)



eKool aitab tulemuslikumalt õppida ja õpetada

HALDA - SIHTLE - MÄGI



Vaata videot

Sin saad vaadata eKooli tutvustavat videot

Sisene eKooli

Salasõna: Mobil-ID ID-kaart PangaLink

Kasutajatunnus:

Salasõna:

Jälita mind meelde

Sisene eKooli

Unustasid salasõna?

Loo uus konto
eKooli kasutamise alustamiseks on vaja registreeruda kasutajaks. Peale isikliku konto loomist saad taotleda ligipääsu lapse õpiandmetele. Loe edasi

LOO KONTO TELLI DEMO



- **M-payments** enable users to pay for various products and services with their mobile phones.
- **Mobile-ID service** allows the users of e-services to securely confirm their identity through their personal mobile phones, for instance, to log into Internet banks and provide digital signatures. The mobile-ID service is a counterpart to the ID card in one's mobile phone, see mobiil.id.ee.
- **The e-Commercial Register** enables inquiries to be made about companies' annual reports and owners starting businesses. Therefore, Estonia's business environment is transparent and trustworthy.
- **The e-Commercial Register's business portal** enables applications to be made for the registration of new companies, for changing registration data, liquidating companies and deleting them from the register. 95% of the companies in Estonia were founded through the e-Commercial Register Business Portal. Now Estonian e-residents can also register their companies using their ID cards and the e-Commercial Register Business Portal and do not need to do so in person.
- Estonia is the first country to offer **e-Residency** to foreigners — with 7,000 people and 250 new companies signing up in just one year.
- The world's first **Skype booth** was opened at Lennart Meri Tallinn Airport, which can be used to make free video calls to other Skype users.
- **Eesti.ee** is an environment where institutions of the national and local governments cooperate in order to provide citizens, officials and companies the information and services they need from one place – from centralized state portals. The state creates an e-mail address for every ID-card user, which is intended to be a communications channel between the state and the individual. 99% of the services provided by the state and local governments are available electronically through the state portal.
- **E-kool** (e-school) (www.ekool.eu) is a school administration system that connects the home, school and local government. It includes 95% of the students and 85% of all Estonian schools.
- **The e-tax** board and **e-customs** (www.emta.ee) can be used to submit declarations and notices, for customs clearance, and to check on one's tax status.

The Republic of Estonia is the first country to offer e-Residency e-resident.gov.ee. It is a secure digital identity available to everybody in the world interested in running a location-independent international business online. e-Residency provides secure digital authentication and the digital signing of documents. The purpose of e-Residency is to make life easier by using secure e-services that have been accessible to Estonians for years. e-Residency does not provide a citizenship, a residence permit or right of entry to Estonia.

- **The e-Land Register** (www.rik.ee) is a convenient accessible service which allows for quick and easy verification of the general data, size, ownership, restrictions and encumbrances of immovable properties. (The Electronic Land Register is a one-of-a-kind web application containing information on all owner relationships related to real estate and land properties. All the information is available with only a few clicks of the mouse. A critical tool in the real estate market, the e-Land Register provides total transparency, listing the registered owner of each property holding together with its boundaries, and provides other information that potential buyers might need to obtain. The Electronic Land Register contains cadastral information - address, area, purpose of the land; ownership relations; encumbrances; restrictions; rights of use; other notations; and mortgage information).
- **The health information system** that was created in 2008 (www.digilugu.ee, www.etervis.ee) includes health data that can be used by both doctors and patients. It is possible to get an overview of one's medical history (to check information about appointments, tests, diagnoses, etc.), to make appointments with doctors, and to pay appointment fees. In addition, doctors can send each other documents in the course of treatment, look at x-rays and pictorial diagnostic tests, and issue electronic prescriptions. Security is a priority when health information systems are developed that contain sensitive personal health-related information; everyone has the opportunity to check and see who has viewed their health data, because every data view leaves a footprint.

Significant Estonian IT projectsz

- **2000** m-Parking; e-Tax Board
- **2001** Population Registry; X-road
- **2002** e-School; Digital Signature; ID Card
- **2003** ID bus ticket; e-Land Registry
- **2005** i-Voting
- **2007** Mobile-ID; Keyless Signature Infrastructure; e-Police system
- **2008** e-Health system
- **2010** e-Prescription
- **2011** Smart Grid
- **2012** Country-wide EV quick charging Network
- **2013** X-Road Europe
- **2014** e-Residency; Data Embassy



FINANCE

Credit ratings assigned to Estonia (as of April 2016)

Fitch Ratings	A+/stable
Standard & Poor's	AA-/stable
Moody's	A1

Credit rating assigned to Tallinn (as of 6 November 2015)

Fitch Ratings	A/stable
---------------	----------

As of 1 April 2016, **99.9%** of bank transfers were made electronically. **98%** of the income declarations for 2015 were submitted through the e-Tax Board.

The financial services cluster called **FinanceEstonia** is dealing with the development of Tallinn as a centre for financial services (www.financeestonia.eu). The Estonian financial sector is fast-developing and unites financiers, fintech companies, professional advisors, banks, public sector and industry associations. FinanceEstonia is a private-public initiative promoting and representing a large share of the financial industry in Estonia. For additional information about FinanceEstonia's members and activities, please visit financeestonia.eu

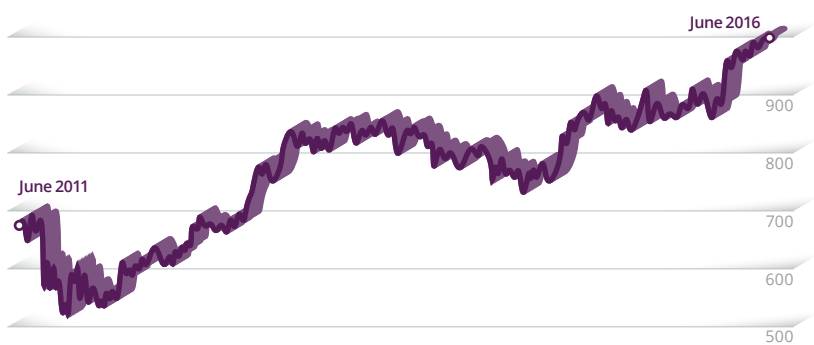
Nasdaq Tallinn Stock Exchange is the only regulated secondary securities market in Estonia, bringing together investors, listed companies, and members who mediate investors' securities transactions through Nasdaq's electronic trading system.



As of mid-2016, the ten largest companies listed on the Nasdaq Tallinn Stock Exchange by market capitalization were:

- 680 MEUR – **Tallink Grupp** (maritime transportation)
- 299 MEUR – **Olympic Entertainment Group** (casino operations and hotel management)
- 294 MEUR – **Tallinna Vesi** (water supply and wastewater collection and treatment)
- 277 MEUR – **Tallinna Kaubamaja Grupp** (wholesaling and retailing of goods)
- 188 MEUR – **LHV Group** (banking and fund management)
- 145 MEUR – **Merko Ehitus Eesti** (construction)
- 77 MEUR – **Silvano Fashion Group** (production and sale of women's lingerie)
- 44 MEUR – **Harju Elekter** (production and marketing of electrical and telecom systems)
- 39 MEUR – **Ekspress Grupp** (media and publishing)
- 34 MEUR – **Nordecon** (construction)

Nasdaq Tallinn share index



Source: nasdaqbaltic.com

BUSINESS

- The World Bank Group ranked countries based on the ease of starting and operating a business. In 2015, Estonia was **16th** among 189 countries.
- According to the data of the Centre of Registers and Information Systems of the Ministry of Justice, **83,413** companies and **7,564** sole proprietors (FIE) were registered **in Tallinn** as of 1 April 2016.
- As of 1 April 2016, there were **20.6 companies per 100 residents** in Tallinn.

The number of business registered in Tallinn by main field of activity (as of 1 April 2016)

Field of activity	Companies	Sole proprietors	Total	Percentage
Wholesaling and retailing; repair of motor vehicles and motorcycles	15,075	935	16,010	17.60%
Professional, scientific and technological activities	15,081	870	15,951	17.53%
Administrative and support activities	10,165	166	10,331	11.36%
Real estate activities	7,735	303	8,038	8.84%
Other service activities	5,164	1,203	6,367	7.00%
Information and communications	5,633	201	5,834	6.41%
Financial and insurance activities	5,344	32	5,376	5.91%
Construction	4,886	188	5,074	5.58%
Transport and warehousing	3,141	1,799	4,940	5.43%
Art, entertainment and leisure	3,025	881	3,906	4.29%
Processing industry	3,020	275	3,295	3.62%
Lodgings and catering	1,832	41	1,873	2.06%
Education	1,452	297	1,749	1.92%
Health care and social welfare	1,055	135	1,190	1.31%
Agriculture, forestry and fishery	460	160	620	0.68%
Supply of electricity, gas, steam and conditioned air	127	1	128	0.14%
Water supply, sewerage services, waste and pollution management	111	7	118	0.13%
Mining	29	0	29	0.03%
Undetermined field of activity	78	70	148	0.16%
Total	83,413	7,564	90,977	100%

Source: Estonian Ministry of Justice Centre of Registers and Information Systems

Companies registered in Tallinn by type of owner (as of 1 April 2016)

Owner	Companies	Percentage
State	20	0.02%
Local government	9	0.01%
Private Estonian persons	79,095	86.94%
Private foreign persons	11,845	13.02%
Information unavailable	8	0.01%
Total	90,977	100%

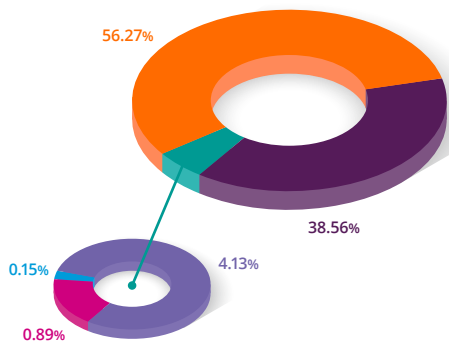
Source: Estonian Ministry of Justice Centre of Registers and Information Systems

In 2016, there were **14,977** companies with foreign participation in Tallinn, with **12,208** of them having more than **50%** foreign participation.

Number of employees in the active businesses in Tallinn (based on the 2014 annual reports)

56.27% 0 employees 28,671
 38.56% 1–10 employees 19,646
 4.13% 11–50 employees 2103
 0.89% 51–250 employees 452
 0.15% More than 250 employees 78

Total 50,950



Source: Estonian Ministry of Justice Centre of Registers and Information Systems

In 2014, there were **12,572** in Tallinn with turnovers of more than € 100,000 and 32 companies with turnovers of more than € 100,000,000.

TALLINN IS OPEN FOR BUSINESS

Tallinn is Estonia's most important financial and business centre. Almost half of Estonia's companies are located in and around the capital, and over half of Estonia's GDP is generated in Tallinn. Tallinn is also known as a **technology-based** entrepreneurial environment, and provides a place for development centres of international companies and startups to operate.

In Estonia, the e-state solutions make starting a company and applying for grants **easy**, in order to encourage people to start their own businesses. The world's first e-residency enables foreigners to take advantage of the same e-services (incl. registering companies, and providing digital signatures) that are used by the local residents. For example, electronically registering a company takes only a few minutes.

In fDi Magazine's ranking, European Cities and Regions of the Future 2016/2017, Tallinn ranked 4th in the Mid-Sized European Cities category. The strongest indicators were the business-friendliness and economic potential of Tallinn.

More **business information** is available on the following websites:

- starting a business: www.eesti.ee; www.eas.ee; www.investinestonia.com; ettevotja.tallinn.ee
- enterprise grants: www.eas.ee; www.kredex.ee; www.estban.ee
- e-residency: www.e-residency.com, e-estonia.com

In the business development, Tallinn is focused on the main smart specialisation fields, i.e. those fields of activity that make an important contribution to the development of the area, have rapidly growing productivity and markets, and that have a strong impact on the economic activities in other fields of activity.

The city's business and economic development is promoted at the local level by the **Tallinn Enterprise Department**.

SERVICE ECONOMY

1. Creative economy
2. Tourism
3. Transport and logistics
4. Health services
5. Financial services

FUTURE TECHNOLOGIES

1. Health technologies
2. Mechatronics
3. Environmental technologies

Information and communication technology



The following traditional events have found their place on the Tallinn business landscape:

- Tallinn Innovation Day (April) www.innovatsioonipaev.tallinn.ee
- Baltic Capital Markets Forum (May) www.financeestonia.eu
- ICT Week (May-June) www.ictweek.eu
- Latitude 59 (May-June) www.latitude59.ee
- Industry 4.0 (June) www.industry40.ee
- International Conference on Cell Therapy and Tissue Engineering (June) www.cellintechnologies.com
- MELT Forum (June) www.melt.ee
- Tallinn Entrepreneurship Day (October) www.ettevotluspaev.tallinn.ee

BUSINESS ENVIRONMENT

Tallinn Business Incubators

Tallinn Business Incubators (www.inkubaator.tallinn.ee) provide four kinds of services based on the company's development phase and objectives:

- **Business ABC** provides the entrepreneur basic knowledge as well as advice and training related to the growth potential of the business idea or company;
- The objective of the **Creative Industries Development Centre** is to help creative entrepreneurs with the development and marketing of products or services through networking and cooperation;
- **Incubation** helps to achieve a company's goals through an individual development programme, in which the product or service, business model and team are prepared for rapid growth and export activities;
- **Commercial space** is also provided so that entrepreneurs can quickly begin with teamwork and serving their clients.

Enterprise Incubators operate at two locations in Tallinn:

- **The Kopli Business Incubator** provides office space for up to 20 companies (750 m², 45 furnished workstations).
- **The Creative Incubator** provides office and studio space for companies in the creative fields in the Baltika quarter in Tallinn city centre (1,600 m², up 90 workstations).

Since 2012, the **Creative Economy Development Centre** has been helping creative people and businesses to promote entrepreneurship. The focus on the development centre is companies active in the design field. ZERO, the Estonian fashion and accessories design showroom, also operates within the framework of the development centre.

Graduates of the Tallinn Enterprise Incubators include product development and design firms, IT and web services companies, most Estonian fashion designers and other companies providing business services.

The stars that have risen from the Tallinn Enterprise Incubators include:

- Lingvist (www.lingvist.io), an web-based language instruction platform, which will start teaching English throughout Japan;
- fashion designer Lilli Jahilo (lillijahilo.com);
- Heat Consult (www.heatconsult.ee), a company that designs heating and gas supply systems

Tallinn University of Technology campus

The Tallinn University of Technology (www.ttu.ee) is among the top 3% universities in the world. TUT is the only university in Estonia and the Baltic countries where the student life is conveniently located on a university campus. In 2014, the Club of the Rectors of Europe awarded the university the title of **best university campus**. The campus covers 55.5 hectares and includes 72 buildings. The campus is 7 km from the city centre; 9 km from the international airport, and 8 km from the port.



Mektory, the TUT's innovation and business centre

The main assignment of Mektory (www.mektory.ee) is to cooperate with companies, to link the theory learned at the university with **practice**, to support student startups and motivate them through competition.

The centre deals with developing a new generation of engineers, by **popularising engineering** among schoolchildren. The Mektory Technological School has been established to accomplish this. A significant portion of Mektory's activities include cooperating with embassies and promoting international relations, since the cultural and work habits of different countries blend together at the centre.

Mektory is an **international and interdisciplinary** ecosystem and the supporter of innovative entrepreneurship. Entrepreneurs, scientists and students meet at the centre. This is a place where entrepreneurs can come whenever they need the help of the university in solving product development problems.

The centre includes workshops, test labs, companies' demo centres equipped with top technology and prototyping labs. A virtual reality lab was opened at Mektory in May of 2016, which allows one to enter virtual reality and do scientific research.

During its two years of operation, Mektory has been visited by 100,000 visitors from 150 countries.

Tallinn Science Park Tehnopol

Tallinn Science Park Tehnopol is a science and business campus focused on accelerating technological entrepreneurship in Estonia and providing a synergetic environment for the implementation of **groundbreaking business ideas**.

Tehnopol's business services are designed to support startup and growth companies of ICT, green technology and health technology.

Tehnopol in numbers:

- more than 200 companies in the campus;
- more than 120 tech companies in the export program;
- more than 30 startups in the Startup Incubator;
- 4,000 people employed by the companies;
- 15,000 students and 1,300 scientists;
- 55,000 m² of office and lab space;
- 10 conference and meeting rooms;
- 4 research and development centres;
- 2 labs.



Tehnopol:

- Manager of the Estonian Connected Health cluster (www.connectedhealth.ee);
- A partner in the Estonian Smart City cluster (www.smartcitylab.eu) and its coordinator in Tallinn;
- A partner in the Estonian ICT cluster (www.itl.ee).

At the initiative of the Tallinn City Enterprise Board, a website called www.estonian-clusters.ee was prepared that includes Estonian- and English-language information on the clusters operating in Estonia, the cluster partners and business environment promoting clusters. The goal of the website is to increase awareness about Estonian clusters, provide summarised information about them, and make Estonian clusters more visible at both the local and international level.

Ülemiste City – Smart Business City

Ülemiste City is a modern city district created on the territory of the former Dvigatel factory in the immediate vicinity of the Tallinn Airport, where a large number of innovative companies are located. The goal of the development is establish the largest **knowledge-based business centre** in the Baltic countries on the 36-hectare of Ülemiste City.

The development of the campus started in 2005. To date, a well-functioning economic structure has been created. By early 2016, there was more than 100,000 m² of modern office space, as well as about 120,000 m² of manufacturing and warehousing space. Approximately 300 companies with 7,000 employees operate on the campus.

Ülemiste City's advantage is its **good location**. The campus is located in the immediate vicinity of Tartu and Peterburi highways, two large traffic arteries leading into Tallinn. It is 700 metres from Tallinn Airport, 300 metres from the Ülemiste train station, and only a ten-minute ride from the centre of Tallinn. Public transportation connects Ülemiste City with many of Tallinn's districts.

Value is added to the campus by the presence of the Mainor Business School, Kalli-Kalli Kindergarten, the European School, eateries, dental surgery, a bicycle parking lot, a park, the large shopping centres in the vicinity, park, and much more. Approximately 2,000 cars can be accommodated in the parking lots. In 2015, the first parking garage on campus was constructed, which can accommodate 261 cars.

Ülemiste City is a **unique and inspiring environment** that promotes creativity and impulsiveness. To honour Estonia's scientific history, all the new or renovated buildings on the campus are named after our great scientific figures. For example, there are buildings named after Ludvig Puusepp, Walter Zapp, Ragnar Nurkse, Ustus Agur, Artur Lind, Johannes Käis, Karl Papello, Boris Tamm, Ernst Julius Öpiku and Bernhard Schmidt in Ülemiste City.

A third of the campus is being developed by **Technopolis Ülemiste AS**, of which 51% belongs to the publicly-traded Finnish company called Technopolis Plc, which provides commercial real estate and support services. Two-thirds of the campus is being developed by **Mainor Ülemiste AS**.

The best known companies on campus include:

- Playtech Estonia (www.playtech.ee);
- Kühne + Nagel (ee.kuehne-nagel.com);
- Nortal (www.nortal.com).

More information: www.ulemistecity.ee

Tallinn Industrial Parks

Tallinn Industrial Parks www.ltp.ee is a company owned by the City of Tallinn. Its goal is to provide beneficial conditions for the development of industrial production and to create new jobs in Tallinn. The company builds infrastructure, roads and street lighting and all kinds of communications.

Tallinn Industrial Parks has developed three large parcels of land in Tallinn, where companies can build their own manufacturing and business complexes:

- Tondiraba Industrial Park: 22.5 ha;
- Betooni Industrial Park: 3.6 ha, two properties available;
- Suur-Sõjamäe Industrial Park: 6.4 ha, 13 properties available.

The industrial parks are conveniently situated at logistic locations in the vicinity of the traffic intersection between Peterburi Rd. and the Tallinn roundabout. The city centre, airport and main highways are only a 10-minute drive away. The Port of Muuga is located 20 minutes away by car. Thanks to the proximity of a large residential area, there is a sufficient pool of labour nearby.

The largest and best internationally known companies include:

- Baltika (www.baltikagroup.com);
- Otto Bock Estonia (www.ottobock.com);
- Flir Systems (www.flir.eu).


TOURISM

- According to the 2015 Travel and Tourism Competitiveness Report, compiled by the World Economic Forum, Estonia ranks **38th** among 141 countries. The Index takes the following into account: security, transport and IT infrastructure, natural and cultural resources, health care and hygiene conditions, etc.
- According to mobile positioning data (Positium LBS, 2016), **69%** who visited Estonia came to Tallinn.
- In 2015, the Tallinn Tourist Information Centre served over **263,000** clients.

Visits by foreign visitors to Tallinn (2015)

42% Multi-day visits 1,775,026
58% Single-day visits 2,490,232

Total 4,265,258

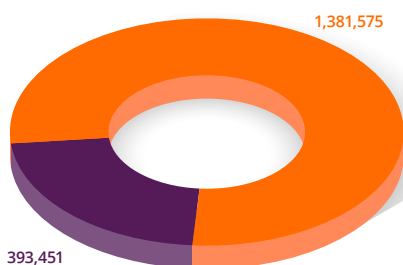


Source: Positium LB

Multi-day stays of foreign visitors in Tallinn (2015)

Stayed at accommodations establishments 1,381,575
Stayed elsewhere 393,451

Total 1,775,026



Source: Positium LBS, Statistics Estonia, Tourism Section of the Tallinn Enterprise Department



Of those making multi-day visits, **1,381,575** stayed overnight in the accommodations establishments (with at least 4 beds) in the Statistics Estonia sample and **393,451** stayed elsewhere (incl. free lodgings).

In 2015, Tallinn welcomed **4.3 million foreign visitors**, of whom about 1.8 million stayed for several days, and about 2.5 million stayed for a day.

Tallinn conference facilities (2016)

No. of seats in conference facility	No. of conference facilities	Conference facilities
500–1000	12	Estonia Opera House, Estonia Concert Hall, Tallinn University of Technology, Russian Theatre, Kultuurikatel Creative Hub, Seaplane Harbour, Salme Cultural Centre, Tallinn Song Festival Grounds, Original Sokos Hotel Viru Conference Centre, Swissôtel Tallinn Conference Centre, Hilton Tallinn Park Hotel conference centre, SpaceX event centre
1001–2000	2	Nordea Kontserdimaja, Eesti Näituste messikeskus
7000	1	Saku Suurhall

Source: Tallinn City Tourist Office & Convention Bureau

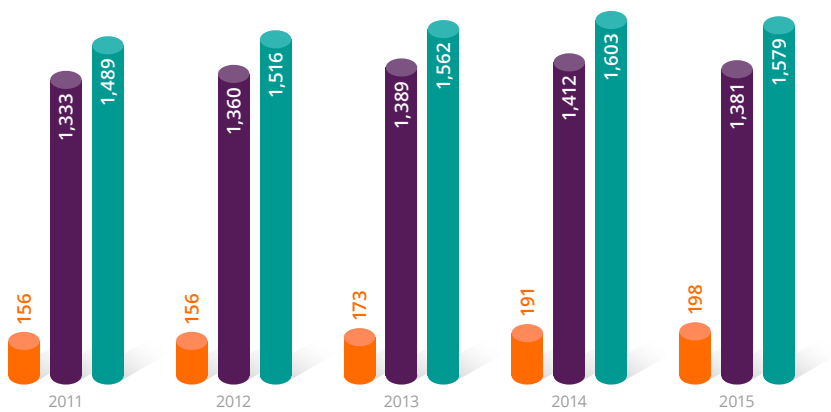
According to the data entered in www.meetings.ee, a [database on conference events](#), 4,110 conference events occurred in Tallinn in 2015 of which 1,250 were international in nature (i.e. at least 20% of the participants were foreigners). In 2015, 238,766 people participated in the events, of which 45,306 were foreigners.

Three-quarters (76%) of the conferences in Tallinn are one-day events. Most of the conferences take place in the spring and autumn; the top months were April and September.

The most important international conferences held in Tallinn:

- The International Conference on Cyber Conflict 31.05-03.06.2016 (500 participants);
- NATO Communications and Information Agency Industry Conference (NITEC 2016) 07.- 09.06.2016 (500 participants);
- Agricultural congress 15–21 June 2016 (up to 700 attendees expected).

No. of people accommodated in Tallinn (thousands)



● Estonian residents ● Foreign visitors ● Total

Source: Tallinn City Tourist Office & Convention Bureau

Average length of overnight stays in Tallinn's accommodations establishments (no. of nights)

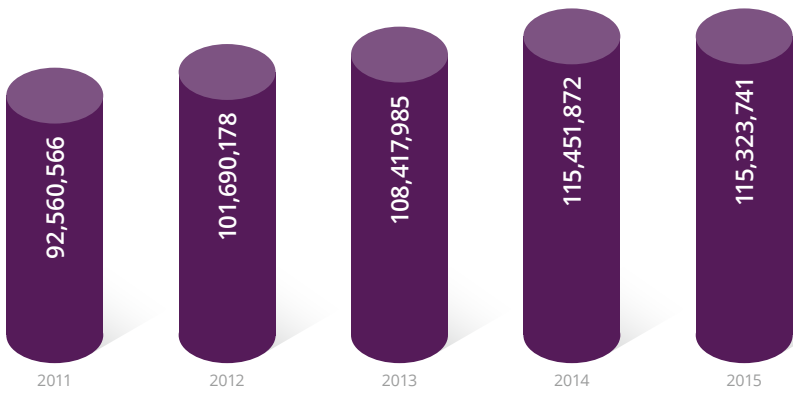


● Estonian residents ● Foreign visitors ● Kokku

Source: Tallinn City Tourist Office & Convention Bureau

Based on data from Statistics Estonia, the average stay for tourists in Tallinn in 2015 was **1.77** nights. The longest stays were in January (1.91 nights) and the shortest in June (1.73 nights).

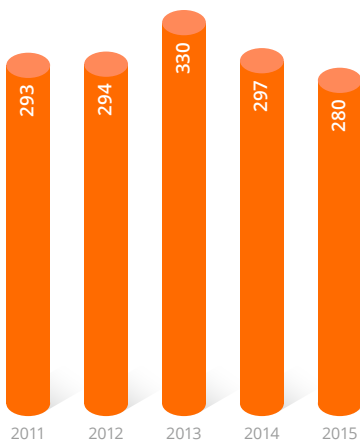
Income from lodgings services (€)



Source: Statistics Estonia

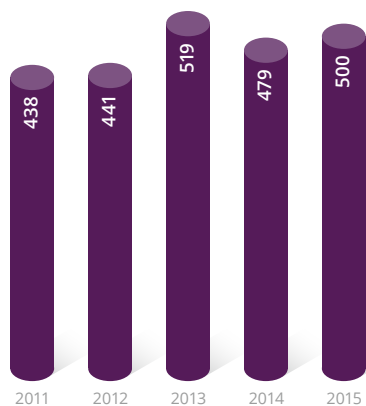
In 2015, Tallinn accommodations establishments earned **€ 115.3 million** from the sale of accommodations, which is similar to 2014.

Cruise ship arrivals at the Tallinn Old Port



Source: Port of Tallinn

No. of cruise passengers arriving in Tallinn Old Port (thousands)

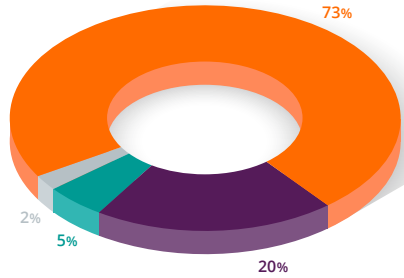


Source: Port of Tallinn

Tallinn is a popular destination for the cruise ships sailing the Baltic Sea: in 2015, cruise ships stopped in Tallinn on 280 occasions with a total of 500,622 cruise passengers. Of the cruise passengers that visited Tallinn, 28% were from Germany; 18% from the US, 13% from Great Britain, 5% from Spain, 5% from Canada, 5% from Italy, 3% from Australia, 3% from France, 2% from Russia, 2% from Finland and the remaining 16% from 139 other countries.

Purpose of travel by foreign visitors (2015)

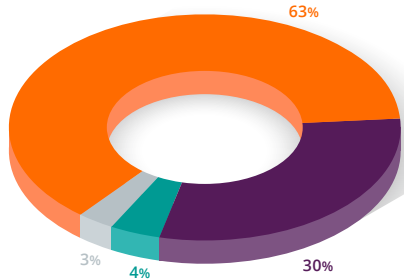
- 73% Vacation
- 20% Business trip
- 5% Conference
- 2% Other purpose



Source: Tallinn City Tourist Office & Convention Bureau

Purpose of travel by domestic visitors (2015)

- 63% Vacation
- 30% Business trip
- 4% Conference
- 3% Other purpose



Source: Tallinn City Tourist Office & Convention Bureau

In 2015, the 1,579,491 tourists that stayed at Tallinn’s accommodations establishments were distributed by purpose of their visits as follows: vacationers 72% (1,129,864), business travellers 21% (337,102), conference attendees 5% (80,303) and 2% (32,222) for some other reason (study, healthcare, etc.).

60% of all the business travellers staying in Estonian accommodations establishments overnigheted in Tallinn.
 More information: www.visittallinn.ee; www.visitestonia.com

Business travellers staying at Estonian accommodations establishments

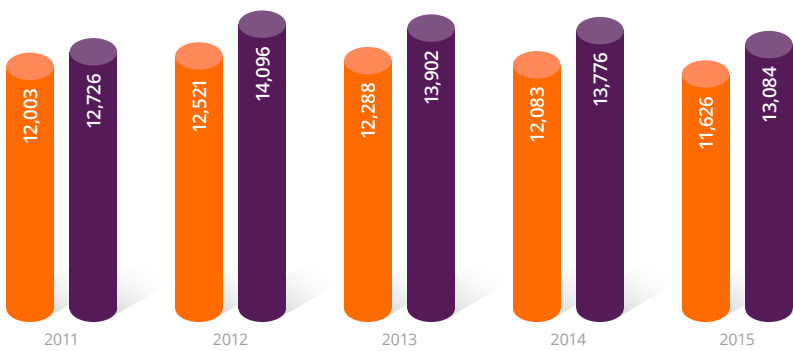
	2011	2012	2013	2014	2015
Business trips in Tallinn	369,096	378,000	383,153	394,045	417,405
Percentage staying in Tallinn	57%	57%	56%	58%	60%
Total business trips in Estonia	644,353	665,528	689,222	676,983	698,261

Source: Statistics Estonia



FOREIGN TRADE

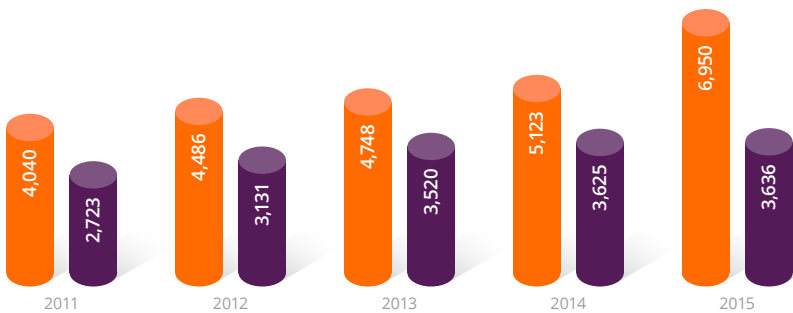
Estonian exports and imports of goods (mln €)



● Export ● Import

Source: Statistics Estonia

Estonian exports and imports of services (mln €)

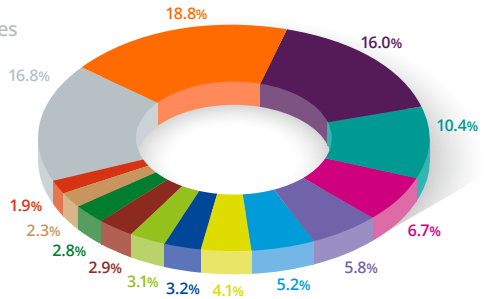


● Export ● Import

Source: Statistics Estonia

Export of goods by country (2015)

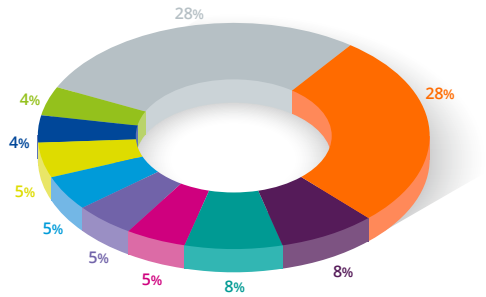
- 18.8% Sweden
- 16.0% Finland
- 10.4% Latvia
- 6.7% Russia
- 5.8% Lithuania
- 5.2% Germany
- 4.1% Norway
- 3.2% Netherlands
- 3.1% USA
- 2.9% Denmark
- 2.8% Great Britain
- 2.3% Poland
- 1.9% France
- 16.8% Other countries



Source: Statistics Estonia

Export of services by country (2015)

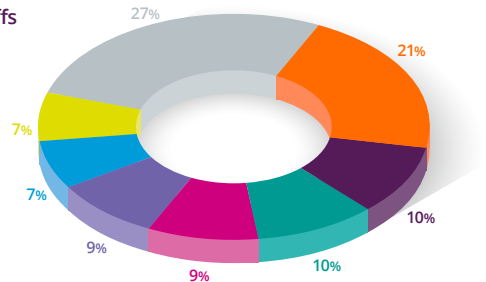
- 28% Finland
- 8% Russia
- 8% Sweden
- 5% Latvia
- 5% Norway
- 5% Great Britain
- 5% Germany
- 4% USA
- 4% Switzerland
- 28% Other countries



Source: Bank of Estonia

Largest groups of goods exported from Estonia (2015)

- 21% Electrical equipment
- 10% Agricultural produce and foodstuffs
- 10% Lumber and wood products
- 9% Mineral products
- 9% Miscellaneous manufactured products
- 7% Metals and metal products
- 7% Mechanical machines
- 27% Other goods



Source: Statistics Estonia

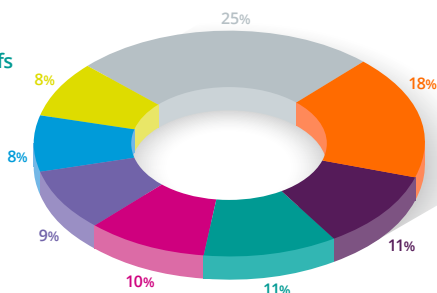


In 2015, there were **14,717** exporting companies in Estonia, including **6,161** in Tallinn.

Trade with Estonia (www.tradewithestonia.com) is an Enterprise Estonia portal, which aims to create new export relations with Estonian companies.

Largest groups of goods imported into Estonia (2015)

- 18% Electrical equipment
- 11% Mineral products
- 11% Agricultural produce and foodstuffs
- 10% Mechanical machines
- 9% Means of transportation
- 8% Chemical industry raw materials and products
- 8% Metals and metal products
- 25% Other goods



HOUSING AND COMMERCIAL REAL ESTATE

HOUSING

Housing stock in Tallinn (as of 1 January 2012)

Number of dwellings	195,145
Total area of living space, incl.	11,526,381 m ²
State- and city-owned	2.12%
Private ownership	97.07%
Average area per resident	27 m ²

Source: Statistics Estonia 2011 Population and Housing Census

New construction in Tallinn

	2010	2011	2012	2013	2014	2015
Residential buildings						
Number of dwellings	1,266	1,021	908	713	1,132	1,850
Area of dwellings (m ²)	103,284	86,561	84,650	69,460	100,722	142,269
Non-residential buildings						
Total useful space (m ²)	180,236	39,321	75,251	101,613	85,256	99,761
Total for residential and non-resident buildings (m²)	283,520	125,882	159,901	171,073	185,978	242,030

Source: Statistics Estonia

COMMERCIAL REAL ESTATE

Shopping centres are becoming neighbourhood and free time centres. In 2015, the volume of Tallinn **commercial space** reached almost 800.000 m², which means that there is two square metres of commercial space for every Tallinn resident. In 2016, approximately 40,000 m² of commercial space will be added in Tallinn's shopping centres.

Average net rental prices for commercial premises in Tallinn (2015 4Q)

Intensive pedestrian flow	Price (€/m ²)	Less intensive pedestrian flow	Price (€/m ²)
City centre	20–40	City centre	10–20
Outskirts	10–15	Outskirts	5–10

Source: Uus Maa Real Estate Bureau market survey

In 2015, 319,330 m² of commercial and service space was added in Tallinn and Harju County, of which new construction totalled 32,511 m² and expansions, 286,819 m².

The range of prevalent rents in Tallinn's shopping centres (2015 4Q)

Type of commercial space	Size of the commercial space (m ²)	Net price (€/m ²)
Flower shop	Up to 100	40–60
Pharmacy	101–300	30–50
Optical store	Up to 100	20–35
Retailing	Up to 100	30–40 (20–30)
	101–300	20–35 (10–25)
	Up to 300	10–25 (5–15)
Food service	101–300	10–15
Anchor tenant	Up to 300	7–12

Source: Uus Maa Real Estate Bureau market survey (price in parentheses for areas with less pedestrian traffic)

The market for warehouse and production space in Estonia is centred in Harju County. The preferred areas are:

- The area around the Tartu Hwy. in Rae Rural Municipality (numbers 6, 7, 9, and 10 on the map);
- The Tännassilma Technology Park on the Pärnu Hwy. (11);
- The area between Laki St. and Müstamäe Rd in the Kristiine and Mustamägi districts (5);
- The area around Peterburi Hwy. in the Lasnamägi district (3) and Sõjamägi (4).

Warehouse and production space is also concentrated in the Kopli area, mostly in the immediate vicinity of the port (1); in the area around Männiku Rd. in Nõmme (8) as well as the area near Nehatu and the Vana-Narva Rd. in eastern Tallinn (2).

Large areas have been developed by Tallinn Industrial Parks (www.ltp.ee) near Peterburi Hwy. (3) and in Sõjamägi (4), where entrepreneurs can build their own production and commercial buildings.



Sources: Estonian Land Board, Uus Maa Real Estate Bureau, maps.google.ee

Average net rental prices per month for manufacturing and warehousing premises in the outskirts of Tallinn and in the Tallinn techno parks (2015 4Q)

Quality class	Price (€ per m ²)
Stock-office*	5.5–6.5
A	4–5
B	2.5–4

* Commercial space that can be used simultaneously for warehousing, offices and retailing.

Source: Uus Maa Real Estate Bureau market survey

- In Tallinn, the market for **office space** is characterised by strong competition between the city centre and the outlying districts. Along with the city centre, the areas most in demand are the business campuses (Ülemiste City in Lasnamägi, Tehnopol Science Park in Mustamägi) outlying districts and the areas along the main thoroughfares in the city (the Tondi neighbourhood near Tammsaare Rd. and Pärnu Rd., the area on Mustamäe Rd.). In addition to the developed areas, office buildings are also dispersed throughout the city.
- By the end of 2015, there was more than 600,000 m² of commercial space in class A and B office buildings. In 2016, almost 80,000 m² of modern commercial space will come onto the market.
- The keywords in the case of new office space are a good location and surrounding infrastructure as well as flexible floor plans.
- Energy saving is increasingly becoming a determining factor. This allows the landlords of new office buildings to offer smaller utility costs to the tenants moving into new office buildings, which should compensate for the increase in rent resulting from the change of location.

Average net rental prices per month for office space in Tallinn (2015 4Q)

Quality class A	Price (€/m ²)	Quality class B	Price (€/m ²)	Quality class C	Price (€/m ²)
Commercial area class A	13–16	Commercial area class A	8–12	Commercial area class A	5–8
Commercial area class B ja C	9–13	Commercial area class B ja C	6.5–10	Commercial area class B ja C	2.5–6.5

Source: Uus Maa Real Estate Bureau market survey

More information: www.kv.ee, www.city24.ee

Development projects

Noblessneri Quarter	24.54 ha
Kopli	23.3 ha
Linnahall and vicinity	11.5 ha
Suur-Sõjamäe Industrial Park	6.4 ha
Betooni Industrial Park	3.6 ha
Smart Business City development at Ülemiste City	2.4 ha

Developments at the Tallinn Science Park Tehnopol	1 ha
Airport tram connection	
Reidi Rd.	
Gonsiori St.	
Haabersti intersection	

Source: Urban Planning Department

TRANSPORT

As the capital, Tallinn is the junction of the aviation, railway and highway networks.

Air traffic and distances from Tallinn to the destinations (as of March 2016)

Destination	Airline	Distance from Tallinn (km)	Flight time
Amsterdam	airBaltic, Nordica	1,475	2 h 30 min
Athens*	Aegean Airlines	2,389	3 h 30 min
Barcelona*	Vueling	2,560	3 h 50 min
Berlin	airBaltic, Nordica	1,050	1 h 45 min
Bremen*	Ryanair	1,220	2 h 25 min
Brussels	Nordica	1,600	2 h 35 min
Copenhagen	Ryanair	2,010	3 h 20 min
Dublin*	Ryanair	1,458	2 h 15 min
Dusseldorf	Nordica	1,712	2 h 25 min
Edinburgh*	Lufthansa	1,400	2 h 25 min
Frankfurt	Ryanair	2,470	3 h 45 min
Girona*	Finnair	82	30 min
Helsinki	Turkish Airlines	2,070	3 h 20 min
Istanbul	Nordica	1,075	1 h 50 min
Kiev	SAS	860	1 h 40 min
Kuressaare	Avies	188	45 min
Kärdla	Avies	124	30 min
London	easyJet, Ryanair	1,750	2 h 55 min
Milan	easyJet, Ryanair	1,870	3 h
Moscow	Aeroflot	860	1 h 40 min
Munich	Nordica	1,495	2 h 20 min
Nice*	Nordica	2,110	3 h 10 min
Odessa*	Nordica	1,496	2 h 20 min
Oslo	Nordica, Norwegian, Ryanair, SAS	800	1 h 30 min
Paris	airBaltic, Nordica	1,845	2 h 55 min
Riga	airBaltic	280	55 min
Rijeka*	Nordica	1,723	2 h 35 min
Rome*	Vueling	2,143	3 h 25 min
Split*	Nordica	1,860	2 h 55 min
Stockholm	Nordica, SAS	380	1 h
Trondheim	Nordica	870	1 h 35 min
Warsaw	LOT Polish Airlines	840	1 h 40 min
Vienna	airBaltic, Nordica	1,369	2 h 10 min
Vilnius	airBaltic, Nordica	530	1 h 30 min

Source: Lennart Meri Tallinn Airport

*Seasonal flights

Tallinn's passenger ship traffic (2016)

Destination	Trips per week based on the summer schedule	Travel time (h)
Helsinki	95	2–3.5
Mariehamn	14	11–14
Stockholm	14	16–20
St. Petersburg	2	12.5

Source: Port of Tallinn

Port of Tallinn

	2011	2012	2013	2014	2015
Number of passengers (thousands)	8,479	8,842	9,236	9,569	9,793
Number of ships incl.	7,206	7,243	6,865	6,865	7,081
cargo ships	2,119	1,966	1,932	1,982	1,684
passenger ships	5,087	5,277	4,933	4,883	5,397
Container cargo (TEU)	197,717	227,809	253,627	260,293	203,784
Freight turnover (thousands of tonnes)	36,467	29,476	28,247	28,321	22,431

Source: Port of Tallinn

In 2015, 22.4 million tonnes of freight and 9.79 million passengers passed through the ports belonging to the Port of Tallinn.

Estonian Railways

	2011	2012	2013	2014	2015
No. of passengers (thousands)	4,764	4,427	4,234	5,905	6,660
Freight turnover (thousands of tonnes)	30,520	26,130	24,350	19,220	15,392

Sources: Estonian Railways, Electric Railway, Edelaraudtee Ltd., GoRail

In 2015, 6.6 million passengers and 15.39 million tonnes of freight were transported by Estonian Railways. It is assumed that the Rail Baltic railway will be completed by 2026. Rail Baltic is a new high-speed rail connection, which is ca 700 km long and meets European standards, and will connect Helsinki to Berlin and run through Tallinn, Riga, Kaunas and Warsaw. www.railbaltic.info

Tallinn Airport

	2011	2012	2013	2014	2015
Number of passengers (thousands)	1,913	2,207	1,959	2,017	2,167
No. of flight operations (includes all landings and takeoffs)	40,298	48,531	37,856	37,791	41,513
Turnover of goods (in tonnes)	18,371	23,921	20,941	19,860	16,156

Source: Lennart Meri Tallinn Airport

In 2015, about 2 million passengers and 16 thousand tonnes of goods passed through Tallinn Airport.

The airport guide www.sleepinginairports.net rated the Tallinn Airport 5th best in Europe and 12th best in the world.

A website dedicated to rapid Wi-Fi blog.rottenwifi.com rated Tallinn Airport as being the airport with the best quality Wi-Fi in Europe. The average downloading speed of 23.96 Mbit/s ranks tenth among 185 airports in the world, and first among European airports.

City Public Transportations and Parking

- In the autumn of 2012, a common and innovative public transport **ticket system** was implemented in Tallinn and Harju County, which was created as an online account-based solution. Paper tickets were replaced by contact-free common cards, which can be used to buy tickets, upload money onto the card account and confirm the right to ride on buses, trolley-busses, trams and trains. The capital's ticket system also conforms to the ticket systems in other regions (Tartu, Kohtla-Järve, etc.). Student cards, ISIC cards and the travel cards of some bus companies (Atko, GoBus) that have contact-free chips and are integrated with the system may be used instead of the common card and makes the use of public transportation more convenient.

As of 1 January 2013, **free public transportation** is provided to Tallinn's registered residents. As a result, **car traffic has decreased** and the number of riders on public transportation has increased.

- There are four **Park & Ride** (P&R) parking lots in Tallinn, where you can leave your car and continue your trip on public transportation. Parking in the P&R lots is free, if the drivers confirm their trip with a common card. Also available are P&R tickets which can be used by out-of-town drivers to ride on public transport for free. Several P&R parking lots will be added in Tallinn in the future.
- **The Tallinna Linnatranspordi AS** acquired 44 new busses in 2015, including 23 regular busses (of which 24 are Volvo hybrid busses); 10 articulated busses and 17 CAF trams.
- 72% of the busses, trams and trolley-busses in service have **low floors** (with at least two low entries).



- As of 8 April 2016, there are 36 **electric taxis** in Tallinn.
- Since 2001, an **m-parking** system has been in use in the public paid parking areas of Tallinn. This allows drivers to pay for parking with their mobile phones, and 97% of drivers use m-parking.
- The electronic parking permit system that is integrated with m-parking ensures that residents pay lower parking fees near their homes. And it also informs the parking inspectors that a particular vehicle has the right to discounted parking. The system is totally paperless.
 Source: Tallinn Transport Department
- A total of 50 Bikekeep **bicycle racks** with electronic locking systems have been installed in four public bike parks in Tallinn. These allow bikers to lock their bikes securely with mobile phone or common card for free. In addition to the electronic locking systems, all the bike parks have video surveillance.
 Source: Tallinn Municipal Engineering Department

Street network in Tallinn (2016)

	Total roads in Tallinn	City-owned roads
Roadways	1,022 km	955 km
Sidewalks	953 km	935 km
Bicycle paths	259 km	259 km

Source: Tallinn Municipal Engineering Department

No. of motor vehicles in Tallinn (as of 1 January 2016)

Cars	140,526
Trucks	24,800
Motorcycles	4,065
Scooters	1,404
Busses	1,404
Motor vehicles total	172,279

Source: Statistics Estonia

HEALTH CARE

It pays to come to Estonia for treatment.

All the institutions providing medical services have combined their forces to accomplish this – the hospitals and clinics, labs and special care institutions, research and development centres, universities and clusters.

Around the world, visiting a doctor in another country is becoming increasingly popular. For European Union citizens, travelling and paying for treatment is made easier by the Free Movement of Patients Directive.

Estonia has

- fast and simple access to doctors' appointments;
- competitive prices for both treatment services as well as for the activities for the families accompanying the patient.

Along with traditional medicine, e-medicine is also well-developed in Estonia

Several innovative tele-medicine and e-services have been implemented:

- In case of certain fields and health conditions, family doctors can ask specialists for E-consultations by using e-referrals. In these cases, the specialist sends the answer to the **consultations** to the family doctor in digital form and the patient does not have to make a visit to the specialist. The invoice for the specialist's consultation is submitted to the family doctor, which is paid by the Health Insurance Fund.
- **E-ward** – A solution developed by the North Estonia Medical Centre where the doctors on duty in the departments have a tablet application that allows them to promptly get an overview of the patients in the department and their health data. The tablet application makes it possible for the doctor to get the necessary information about the patient from the mobile tablet computer where and when it is needed.
- **E-bed portal** – A solution, which was developed by Gif and implemented in the East-Tallinn Central Hospital, improves the quality of treatment by bring the necessary information right to the patient's hospital bed. The patient can become familiar with his or her treatment doctor, treatment procedures and rehabilitation exercises in comfort already before the operation. Better informed patients and closer cooperation ensure a better treatment result. The stationary information portal that is attached to hospital bed can be used to watch TV and films, to read Internet websites and make note of information related to one's health.
- **Tele-dermatoscopy** creates a new possibility for the prevention, early diagnosis and screening of malignant skin tumours. The special DermTest application software developed for tele-dermatoscopy enables a picture of the problem to be made quickly and conveniently with the digital dermatoscope and to be sent by computer to a specialist for evaluation; and a diagnosis is thereafter given to the patient through tele-consultations.

97% of all prescriptions are written in digital form.

- Thanks to **digital prescriptions**, one does not always need to visit a doctor to get the necessary medications. It is enough to call the doctor and visit the pharmacy or place an order online. The precondition for selling prescription medicine online is that the prescription is written in electronic form and saved in the prescription centre. Prescription medicine can be bought online by identifying yourself using your ID card. Online selling definitely improves the availability of medicines – buying medicine online is convenient and the service will become available to those who do not have a pharmacy close to their homes.
- **Electronic referrals** are in use.
- **An electronic health data register** (www.digilugu.ee) has been created in Estonia. The patient can safely become familiarized with his or her health data online. If necessary, and with the patient's approval, the service provider can be given access to the patient's examination and other health information that has been saved by another service provider. The data can also be given to the patient on a CD, flash drive or sent by e-mail.

Many developed countries have come to Estonia to investigate its e-health solutions. U.S. President **Barack Obama** referred to it as a good example and Finland is building a similar system, based on the X-Road standard developed in Estonia.

- The **Connected Health** (www.connectedhealth.ee) health tech cluster has 52 partners, including 44 companies, three universities, three hospitals, the Estonian eHealth Foundation and Tehnopol. The activities of Connected Health are supported by Enterprise Estonia from its cluster measure. The Connected Health cluster, which is led by Tehnopol, is a partner organisation of European Connected Health Alliance.

Facts about health care in Tallinn (as of 1 January 2016)

Number of beds in hospitals	2,604
Family doctor practices	268
Number of people on the family doctor registers	459,426
Average size of family doctor registers	1,714

Sources: Health Board, Tallinn City Social Welfare and Health Care Department



EDUCATION

Educational level of economically active residents in Tallinn (2015)

	No. of residents (thousands)	Percentage
First level education or lower (elementary education, basic education)	13.3	5.6%
Second level education (secondary education, vocational secondary education)	108.9	45.6%
Third level education, incl.	116.7	48.9%
secondary special education after secondary education	17.4	7.3%
higher education	99.3	41.6%
Total	238.9	100%

Source: Statistics Estonia, Estonian Labour Force Survey

Educational institutions in Tallinn (2015/2016 academic year)

Type of institution	No.
Preschool institutions, incl. International Preschool of Estonia, International Kindergarten, Tallinn European School	132
Basic and general education schools, incl. Tallinn Finnish School (school with Finnish as the language of instruction), Estonian International School, Tallinn European School	86
Vocational education institutions	14
Universities, incl.	13
public universities	4
private universities	1
state-owned applied institutions of higher education	2
private applied institutions of higher education	6

Sources: Ministry of Education and Research, Tallinn Education Board

Graduates from Estonian higher education institutions by field of study (2015)

	Number of graduates	Percentage
Social sciences, business and law	2923	34%
Humanities and the arts	1264	15%
Natural and exact sciences	1160	13.8%
Technology, manufacturing and construction	1100	13%
Education	836	9.9%
Health and welfare	581	6.9%
Services	569	6.7%

Source: Ministry of Education and Research

More than **130** degree programmes offered by our partner institutions are taught in English. During this academic year (2015/2016), Estonia will host nearly **3,800** international degree students, more than **1,500** exchange students and about **400** attendees at summer or winter schools.
 Source: www.studyinestonia.ee

Most Tallinn residents speak **Estonian, Russian and English**. Finnish, German and French is also spoken.



CULTURE AND SPORTS

The following operate in Tallinn (as of 1 May 2016)

55	museums;
ca	35 art galleries and exhibition halls;
1	central library;
17	branches;
1	library bus;
26	scientific and specialised libraries (incl. the Estonian National Library);
70	school libraries;
25	concert halls;
ca 25	project-based and repertoire theatres;
6	cinemas;
18	cultural centres, community centres and leisure centres;
7	hobby centres;
14	municipal hobby schools;
178	cultural societies and associations;
615	folk culture groups;
247	hobby schools;
11	open youth centres;
1	Botanic Garden;
1	Zoo;
1	Town Hall;
1	TV Tower;
1	Energy Discovery Centre;
42	houses of worship.

Sources: Ministry of Culture, Ministry of Education and Research, Ministry of the Interior, Tallinn Education Board, Tallinn Central Library

In 2015, the Kultuurikatel **Creative Hub** (www.kultuurikatel.ee) was opened in the heart of Tallinn, to carry out activities related to various cultural events and the creative economy.

Culture and creative economy

Over 5,000 companies and organisations operate in the field of culture and creative economy in Estonia – 50% of them in Tallinn. The information centre for the creative economy is Creative Estonia (www.looveesti.ee). Information on the financing possibilities for culture and the creative economy is available from the Estonian branch of Creative Europe (www.looveeuroopa.ee).

Creative environments in Tallinn

The most important creative centres in Tallinn are the Kultuurikatel Creative Hub (www.kultuurikatel.ee), Tallinn Creative Incubator (www.inkubaator.tallinn.ee), Telliskivi Creative City (www.telliskivi.eu) and Polymer Creative Factory (www.kultuuritehas.ee)

Source: Creative Estonia

The Matador Network, the world's largest independent travel writing portal, ranked the ten coolest creative centres outside the U.S. and **Tallinn came in an outstanding second.**

The Telliskivi Creative City was named as the best example of Tallinn's creative environment. Telliskivi is a former industrial complex, which has become Estonia's largest creative centre. Currently over 200 stores, associations and companies operate there. International publications and portals have compared Telliskivi to East Berlin, New York's Brooklyn and London's Shoreditch. In addition to creative studios, Telliskivi also has cafes and restaurants, design stores, a bakery, bike studio and three theatres.

About 400 different events take place in the halls, pubs and cafes and courtyard in Telliskivi. The largest of these are the Tallinn Street Food Festival, Telliskivi Flea Festival and Telliskivi Dance Party. Other events include the international Jazzkaar festival, a tribute festival and many Tallinn Music Week events, as well as the Estonian Photo Art Fair, theatre performances, exhibitions and other interesting undertakings. There is a flea market every Saturday. About 800,000 people visit the Telliskivi Creative City every year.





Many traditional events have found a place in Tallinn's cultural life:

- Tallinn Music Week* (March – April) www.tmw.ee
- Estonian Music Days (April) www.eestimusiikapaevad.ee
- International jazz festivals: Jazzkaar, Autumnjazz and Christmasjazz (April, September, December): www.jazzkaar.ee
- Tallinn Day (15 May)
- Night of Museums (May) www.muuseumioo.ee
- Tallinn Flower Festival (May –August) www.kadriorupark.ee/lillefestival
- Old Town Days (June) www.vanalinnapaevad.ee
- Tallinn Street Food Festival (June) www.tallinnstreetfoodfest.com
- Õllesummer (July) www.ollesummer.ee
- Tallinn Sea Days (July) www.tallinnamerepaevad.ee
- International Organ Festival (August) www.concert.ee/tallinnorganfestival
- Birgitta Festival in the ruins of the St Birgitta Convent (August) www.birgitta.ee
- Tallinn Fashion Week (August) www.estonianfashion.eu
- Design Night (September) www.disainioo.ee
- Black Nights Film Festival (November) www.poff.ee
- Christmas Market on Town Hall Square (December to January)

*To date, **Tallinn Music Week** has taken place eight times and has grown into the largest new music festival in the Baltic and Nordic countries. The event has become one of the world's most important travel recommendations. The British Observer newspaper included Tallinn Music Week among the five best festivals in the world that they recommended visiting during the winter season.

SPORTS

Tallinn is a suitable place to organise training camps for top professional and amateur athletes. There are over 200 sports facilities in Tallinn that are suitable for conducting training at any level.

SportEST, the active health innovation cluster (www.sportest.eu) is an association of organisations that provides primary and support services in the active health field. Its mission is to improve people's health and physical condition, raise awareness about active health and develop innovative solutions.

ENVIRONMENT

The Estonian capital has become a place that bases its activities on green thinking. This worldview is supported by free public transportation as well as the following facts about Tallinn.

Transportation

- 88% of the residents have fast and convenient access to public transportation.
- 52% of trips that are less than 5 km are made with public transportation and 21% on foot or bicycle.
- 40% of vehicles have low emission levels.
- A quarter of the public transportation is powered by electricity.

Climate and energy

- There are 459 electrical vehicles in Tallinn, of which 86 belong to the public sector.
- Between 2009 and 2024, 268 apartment buildings were renovated with state assistance.
- The greatest savings have been in the consumption of coal (-50%), heating oil (-34%), petrol (-20%) and district heating (-20%). The use of woodchips and peat had increased by 457%.
- There are plans to reduce CO₂-emissions by 40% by 2030.

Nature

- The Natura 2000 network covers 8.2% of Tallinn's area.
- 13.8% of the capital's area is protected by nature conservancy.
- The area under protection totals 2,200 ha.
- There are 138 protected animal species in Tallinn, include 92 bird species, as well as 41 protected plant species.

Green space and land use

- 87.3% of the city residents live within 300 m of green space.
- 25% of Tallinn's territory is green space.
- There is 90 m² of public green space per resident.
- 70% of the new development has been completed by increasing density.
- 55% of the brown space* has been put back into use.

* **Brown space** in an urban environment is an underutilised or abandoned place that was previously in use.

Outdoor air and noise

- Tallinn is among the 500 cities in the world with the cleanest air.
- During the last ten years, the European Union's SO₂ and CO levels have not been exceeded.
- 66% of the residents live within 300 m of a recreational area.
- More than 120 façade had been soundproofed with grants from the city.

Waste

- 459 kg of domestic waste are produced per resident per year.
- 55% of packaging is recycled and 60% is recovered.
- 99% of the domestic waste is reused.
- There are 274 public collections point in Tallinn for packaging wastes.

Water and sewage

- Average water consumption per resident in a 24 hours period is 122.8 litres.
- 88% of the necessary water comes from Lake Ülemiste.
- 99.8% of the residences are connected to the public sewage system and 99.5% to the public waterworks.
- The entire city's sewage is treated chemically-biologically.
- The entire length of the city's water lines is 980 km, and the length of the sewage pipes is 830 km.

Eco-innovation and environmental management

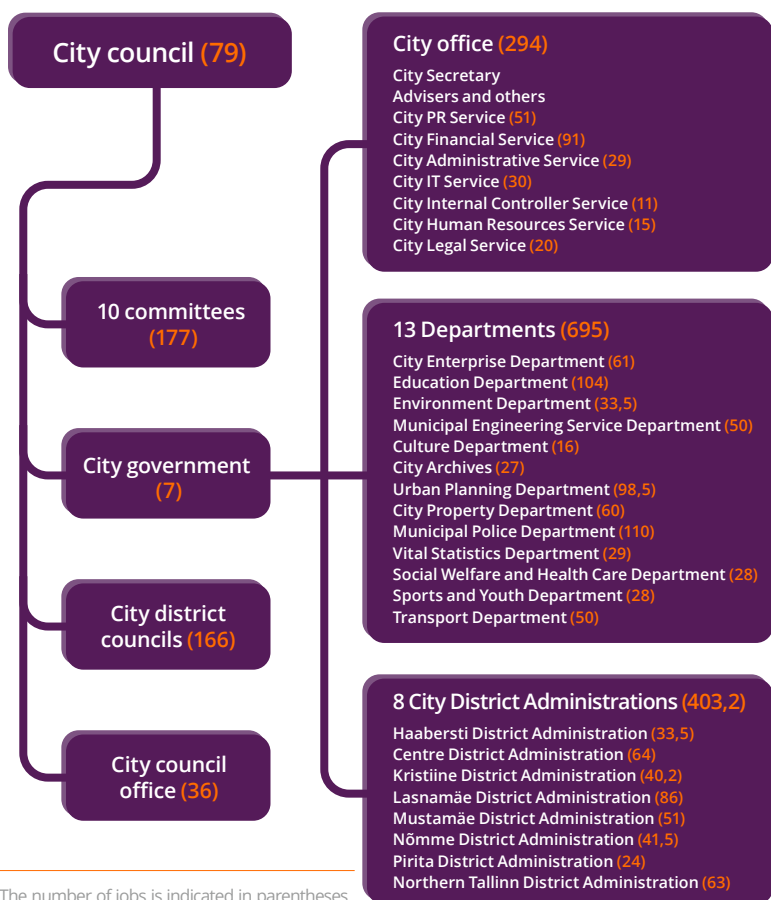
- 17% of the local government's vehicles run on electricity.
- Tallinn is a member of 14 international environmental organisations and contact networks.
- The city provides various paperless or online services.
- A green office system and other environmentally friendly solutions are being implemented in Tallinn's agencies.

Kalaranna smart street

The LED street lighting on Kalaranna St. is coordinated by the sensors of an energy-saving system. The information collected by the sensors can be monitored in real time at www.eliko.ee/smartstreet. The website also provides information on noise levels, the frequency of pedestrian and vehicle traffic and the energy consumption of the street lighting.

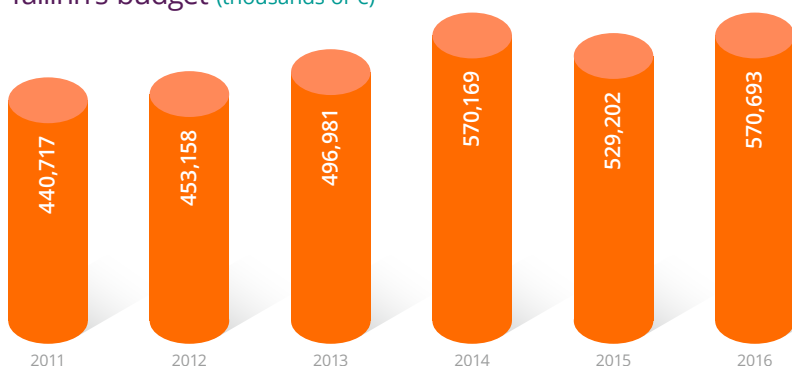


ADMINISTRATION AND BUDGET




The number of jobs is indicated in parentheses

Tallinn's budget (thousands of €)



Source: Tallinn City Government Office, Financial Services
2011–2015 implementation of the budget, 2016 budget



Tallinn's budgetary revenues (€, 2016)

Personal income tax	326,300,000
Land tax	27,800,000
Advertising fees	3,285,000
Fees from street closings	900,000
Parking fees	6,850,000
Fees	559,000
Revenues from operations	47,508,162
Rent and leasing	8,199,980
Sale of rights	3,187,236
Sale of other goods and services	3,590,136
Other revenues	996,000
Financial income	50,000
Sale of assets	2,917,000
Other revenue from assets	147,150
Dividends	8,900,000
Grants from the government and other institutions	79,307,980
Foreign financing	20,635,804
Co-financing of outside projects	466,632
Loans	20,000,000
Change in deposits	9,093,006
Total revenues	570,693,086

Source: Tallinn City Government Office, Financial Services

Tallinn's budgetary expenditures (€, 2016)

City management	2,263,435
City support services	34,132,890
Public order	3,367,611
Education, incl.	139,916,446
private and public sector cooperation projects	14,627,977
Culture	28,724,347
Sports and leisure	20,577,069
Youth work	1,724,623
Social welfare	35,435,117
Roads and streets	74,135,336
Maintenance	14,804,445
Engineering networks	5,690,618
Other utility costs	1,607,678
City economy, incl.	27,185,355
private and public sector cooperation projects	10,156,000
Other economic sectors	300,000
Public transport	71,049,092
Environmental protection	1,288,342
Municipal planning	3,512,025
Business environment	4,055,308
Health care	2,034,354
Financial expenses	5,500,000
Reserves, incl.	8,217,370
City Government's reserve fund	1,490,000
City districts' reserve fund	189,420
Reserve for claims related to court disputes and other legal disputes	1,507,532
Reserve for actions related to the assets and activities of the City	100,000
Reserve for self- and co-financing	4,930,418
Expenditures transferrable from the 2015 to 2016 budgetary year	300,000
Expenses related to state allotments and allotments of other institutions	76,000,000
Repayment of loans	7,569,265
Payments for services related to concession contracts	1,042,360
Share capital payment	260,000
Total expenditures	570,693,086

Source: Tallinn City Government Office, Financial Services



Distribution of larger investments (€, 2016)

52.4% Roads and streets 46,084,639

17.2% Education 15,098,500

6.9% Sports and leisure time 6,094,669

9.1% City economy (incl. housing)
8,007,330

5.4% Upkeep 4,710,533

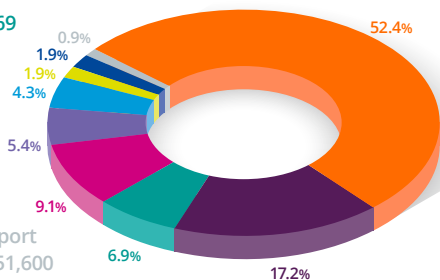
4.3% Culture 3,740,096

1.9% Social welfare and
health care 1,687,600

1.9% Transport 1,684,000

0.9% Other (utility networks, city support
services and urban planning) 851,600

Total Investment Projects 87,958,967



Tallinn Enterprise Board

TALLINN ENTERPRISE DEPARTMENT

Vabaduse väljak 7

15199 Tallinn

Ph +372 640 4218

Fax +372 640 4208

invest@tallinnlv.ee

business.tallinn.ee

www.tallinn.ee



TALLINNA LINNAVALITSUS